

Pathway® 3G Wheelchair Ramps

-  **Easy to Configure**
-  **Virtually Maintenance Free!**
-  **Lifetime Warranty & Free Shipping!***

Handicap Ramp Access Solution - Easy to Install - 1000 lb. Capacity



3 Handrail Styles to choose from and proudly Made in the USA!



Express Ramps - www.expressramps.com - 1-866-491-1110

* See warranty for details. Free shipping is ground shipping in the contiguous United States and does not include AK or HI.

EZ-ACCESS Pathway® 3G Wheelchair Ramps

Thank you for your interest. All our ramp quotes include free ground shipping, with no extra fees or hidden costs. Some companies will quote you a price and then have extra fees they didn't tell you about (unloading fees, etc.). All our ramps come with our 30 day return policy, while most other companies do not accept any returns on their modular ramps. The Pathway ramps are all made in the USA with the highest quality, aircraft grade aluminum. You won't find a better quality, easier to assemble ramp anywhere.

Pathway 3G Wheelchair Ramps - These Modular Ramps offer quick and convenient installation, re-configuration or removal. Their innovative modular ramp is designed to use less hardware, install faster and have a stylish, contemporary look. It is designed to address the accessibility needs of the residential and light commercial market. Pathway wheelchair ramps are far superior to ordinary modular ramps and old-fashioned wooden construction ramps that need constant maintenance and periodic replacement.

We have created a whole new concept for designing, ordering, and installing the perfect modular ramp system. Two reasonably mechanically inclined people can install a 24 foot modular ramp system in about 30-60 minutes! Our modular ramp system is perfect for temporary or permanent use. Designed and built with lightweight, yet strong and durable aircraft grade aluminum, they do not rust and are ideal for indoor or outdoor use. These ramps are perfect for use with wheelchairs, scooters, walkers and most other mobility needs.

- **Versatile Access Solution with smoothest transitions.**
- **Use with Wheelchairs, Scooters & More.**
- **Virtually Maintenance Free!**
- **Easy to expand, re-configure or move**
- **Made of durable aluminum that does not rust, rot or decay**
- **Standard 36" usable width. Available in 48" or custom widths.**
- **Lifetime Warranty & Fast, Free Shipping!**



Passport Wheelchair Lifts



Passport Vertical Platform Wheelchair Lift - This platform lift is a perfect alternative to wheelchair ramps, especially when space is tight. The whisper quiet motor will quickly raise your wheelchair or scooter even if the power goes out, using included battery backup. Plugs into a standard outlet and installs in as little as 30 minutes. Tower can install on either side of the platform and we have both straight across or side (right or left) exit lifts.

- Plugs into a standard power outlet (many other brands require high voltage)
- Easy installation inside or outside
- Usable up to 72 inches in height
- Battery Backup for use during power outages
- Please visit our website for more details: www.expressramps.com

See our website for our complete line of Access Solutions



Express Ramps - www.expressramps.com - 1-866-491-1110

Ground shipping does not have a guaranteed delivery date and can vary.

Appropriate Ramp Length

Residential installations typically are not required to meet ADA standards. In general, for home use, you do not want to go shorter than half of what ADA recommends (9.6 degrees of incline). Consult your user manual of your chair/scooter to confirm the maximum slope requirement and always stay within that standard. The Pathway ramps are available in one foot increments, so you may choose a length that is suitable for your use.

General Usage Guidelines:

- Manual wheelchair with the person rolling themselves, you should stay closer to ADA's recommendation
- Manual wheelchair with the patient being assisted, you may go as short as half of ADA's recommendation. Keep in mind the weight of the patient and the strength of the person assisting. The shorter the ramp, the steeper the ramp and the more difficult it will be to push the wheelchair.
- Electric Scooter or Wheelchairs should always stay within their manufacture's slope restriction. Please consult your owner's manual or the equipment's manufacturer for this information.

ADA Guideline Basics ²

The Americans with Disabilities Act (ADA) provides access guidelines that most business are required to meet. Most residential applications do not need to meet ADA guidelines, but they are a good reference point for recommended ramp lengths. Contact your local building inspector for additional information.




ADA:

- Requires a 1:12 slope ratio which works out to be one foot of ramp for each inch of rise. For instance, a 20 inch rise requires a 20 foot ramp.
- Requires a Minimum 5' x 5' Flat area at the top of the ramp.
- Minimum 36 inches of clear space across the ramp.
- Minimum Platform size is 5' x 5'
- Maximum of 30 feet in a single run of ramp prior to a rest or turn platform.
- Must have handrails on both sides of the ramp.

The Americans with Disabilities Act (ADA) is a Federal (National) Law. Most States have their own version of ADA Guidelines and ADA Ramp Requirements, which may be more restrictive than the Federal Law. Massachusetts & California ADA Ramp Guidelines now require handicap ramps for Businesses to have a 48 inch minimum usable width. It is important to ensure your business is complaint to avoid potential code violations that may carry large fines. Installations requiring inspection: We suggest confirming compliance with your local building inspector prior to ordering, eliminating any potential issues with local building codes.

Commercial Applications

The Pathway ramp system is intended for Residential or Light Duty Commercial applications. We also have a heavier duty modular ramp system available, which may be more suitable for higher traffic commercial use. The Titan Series Ramp with 48 inches usable width and has handrails with vertical pickets. It is Code Compliant with both ADA and IBC 2006 standards. Please let us know if you would like a quote for a Titan Series Ramp (pictured to the right).



Shipping and Delivery



We normally have everything in stock and ready for quick delivery. Free Ground ¹ Shipping is included. Normal delivery time is 3-5 business days (e.g. approximately one week from the order date). If you need delivery by a specific date, please let us know at the time of order, so we can determine if your shipping may require upgrading.

Express Ramps - www.expressramps.com - 1-866-491-1110

¹ Ground shipping is for the contiguous United States. ² Please note: These guidelines only highlight our interpretation of some of the ADA guidelines and are not intended to replace or supersede ADA guidelines. If you need to meet ADA guidelines, we suggest an ADA Compliance Consultant.


Choose from 3 Handrail Styles & 3 Surfaces



Two-line Railing




Vertical Pickets




Horizontal Pickets



Standard Non-Skid



Expanded Metal

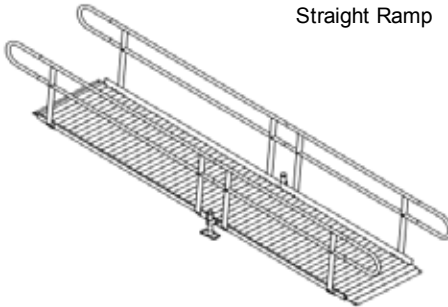


Perforated

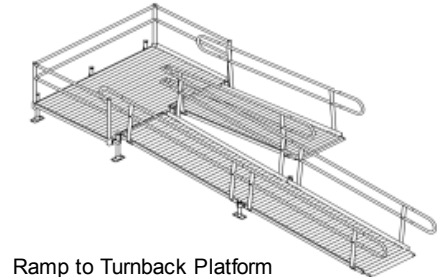
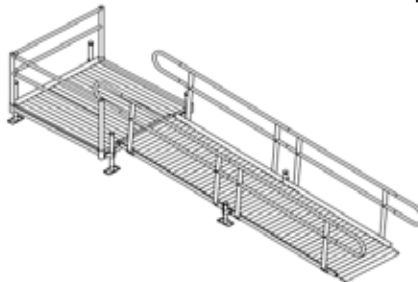
Sample Modular Ramp Configurations

The Pathway Modular Wheelchair Ramp System is very easy to configure to your needs. Below are just a few of the many possible configurations for our ramps. You will not find a better made, more versatile or easier to assemble ramp system.

Straight Ramp

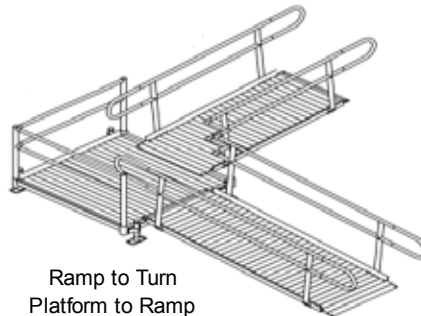
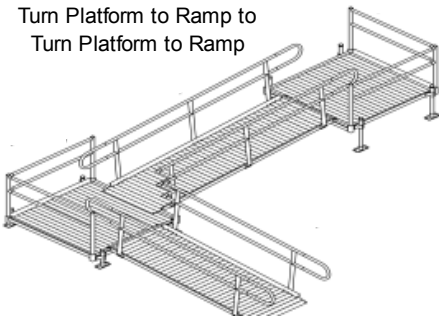


Turn Platform with Ramp

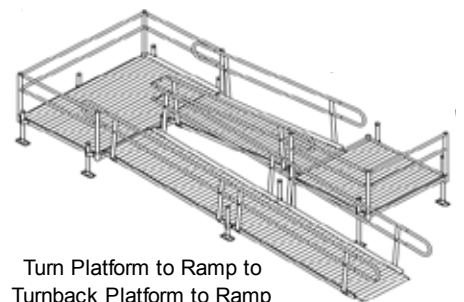


Ramp to Turnback Platform to Ramp

Turn Platform to Ramp to Turn Platform to Ramp



Ramp to Turn Platform to Ramp



Turn Platform to Ramp to Turnback Platform to Ramp


Modular Ramp Installation



Installation is not included, however, pathway ramps are very simple to install and do not require any specialized knowledge. Most people use family members or friends, while others will use a handyman service. Most installations are completed within 1-3 hours. You can view a video of a sample installation on our web site: www.modular-wheelchair-ramps.com

Modular Ramps & Platforms Specifications

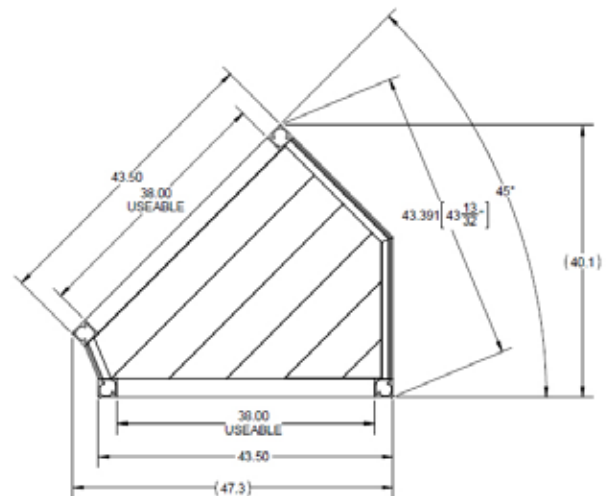
All our platforms are designed so you can attach the ramp to any of the four sides (except the 45 Degree Angled Platform). This allows you to go straight across, right or left on the same platform. You can also attach two or more platforms together to make larger decks. All support legs are independently adjustable for easy installation on uneven ground.

Ramp and Platform Specifications* (custom sizes available)			
	Weight Capacity	Usable Width	Width to Outside of Handrails
Ramp Sections	1000 lbs.	36"	40.5"
5' x 5' Platform	1000 lbs.	60" x 60"	65 1/2" x 65 1/2"
4' x 4' Platform	1000 lbs.	48" x 48"	53 1/2" x 53 1/2"
4' x 5' Platform	1000 lbs.	48" x 60"	53 1/2" x 65 1/2"
5' x 6' Platform	1000 lbs.	60" x 72"	65 1/2" x 77 1/2"
6' x 6' Platform	1000 lbs.	72" x 72"	77 1/2" x 77 1/2"
5' x 8' Platform	1000 lbs.	60" x 96"	65 1/2" x 101 1/2"
Angled Platform	1000 lbs.	38"	See Drawing Below
Handrail & Curb Specifications			
Upper Handrail Height	34.5"		
Lower Handrail Height	24"		
Handrail Diameter	1 1/2"		
Ramp Side Curb Height	2"		

Angled Platforms - Turn 45 Degrees to the Right or Left



The Angled Platform inserts between two ramp sections and allows the ramp to turn 45 degrees to either side.



Express Ramps - www.expressramps.com - 1-866-491-1110

* Measurements are approximate and may vary slightly

Modular Ramp Steps & Gate Specifications

The Optional Adjustable Steps fully integrate with our Pathway Modular Ramp system or are made to attach to an existing deck or platform. They are easy to adjust for a perfect fit.



Pathway Series Adjustable Residential Steps		
Item Number	Height Range of use	Number of Steps
Item # 5514	8" - 14"	1
Item # 5521	15" - 21"	2
Item # 5528	22" - 28"	3
Item # 5535	29" - 35"	4
Item # 5542	36" - 42"	5
Item # 5549	43" - 49"	6
Item # 5556	50" - 56"	7

The Optional Gate can attach to our Pathway Modular Ramp Platforms, Steps or Ramps for added safety. The gate is 36" wide and can swing open from either side (open left or right).



Landing Pad



The 54" x 54" Landing Pad provides a safe and solid landing at the bottom of a ramp run that ends on grass or any other softer surface.

Express Ramps Unsolicited Testimonials



"The ramp arrived today and we installed it today. It is a Great Product! Thanks for all your help!" Paul D. from Oceanside, CA

"Please forward this message to everybody. I can't help but smile when I think of how easy you made this order. Eric, who placed the order was fantastic and answered all of my questions quickly and professionally. I have had so much trouble with other companies, which will remain nameless, that I had to send you a quick email just to thank you for your quality service" David Z. - Atlanta, GA

"Received the modular wheelchair ramp and it went in very easy! Thank you!" Bobby C. - Burlington, VT

"Hi, I just wanted to let you know my ramp arrived 2 days earlier than expected. I assembled it and it looks great. I found the assembly very simple and straightforward. I was very impressed by the quality and strength of it. The ramps give me a clean professional look to the front of my business. I strongly recommend your ramps to anyone who is in need. They won't be disappointed!" Randy M. - Port Jervis, NY

"I have to commend Express Ramps on their quality and engineering. The quality of materials is excellent! Congratulations on a well engineered system" John H. - Lincoln Park, NJ

Advantages of Aluminum Ramps over Wooden Ramps

Old Fashioned wooden ramps may seem like a good alternative to aluminum ramps, but when you really look at the facts, you'll see that aluminum ramps are far superior. Wooden ramps may seem to cost a little less, but when you add up all maintenance costs and eventual demolition/replacement costs, they actually cost a lot more.



Typical Wooden handrail with exposed nails and splinter hazards



Uneven, bumpy transitions, warped slick surface.



Warped and peeling surface, inch high bump to enter/exit ramp.

Pathway Aluminum Ramps	vs.	Wooden Ramps
Durable, long lasting solution - Lifetime Warranty		Requires periodic demolition and rebuild every
Will not Rot or Rust - Virtually Maintenance Free!		Weathers, Rots and Decays requiring regular maintenance
East to install with minimal tools		Normally requires hiring a contractor
Easy to move, re-configure or expand		Requires demolition for changes
Take it with you and reuse if you move!		Left behind in place or demolished. Lowers resale value.
Captured fasteners, nothing protruding to catch yourself		Often has protruding nail heads or screws. Splinter hazard.
Stylish, Modern Design		Old Fashioned looking - warps and decays
Typically installs within a 1-2 hours		Typically takes several days after permits
No Anchoring into Concrete Required		Requires Concrete Footings
Smoothest transitions for a comfortable ride		Often uneven joints and bumpy transitions.
Made of Environmentally friendly, recyclable Aluminum		Dangerous chemicals used in pressure treated process.
Has resale value if no longer needed		No resale value - must be demolished & removed

Express Ramps - www.expressramps.com - 1-866-491-1110

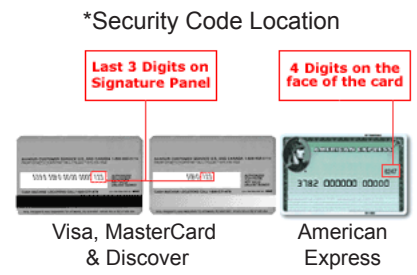
<u>Bill To Address</u> (where your statement is sent)	<u>Ship To Address</u> (if different)
Name: _____	Name: _____
Company: _____	Company: _____
Address: _____	Address: _____
City/State/Zip: _____	City/State/Zip: _____
Phone: _____	Phone: _____
Email: _____	Email: _____

Item or Quote #	Description	Price Each	Qty.	Subtotal

Payment Method: (please make checks or money orders payable to Express Ramps)	Shipping	Free
<input type="checkbox"/> Check <input type="checkbox"/> Visa <input type="checkbox"/> Money Order <input type="checkbox"/> Master Card <input type="checkbox"/> Discover <input type="checkbox"/> American Express	Total	

Credit Card Information:

Credit Card#: _____ Signature: _____
 Exp. Date: _____ Security Code*: _____ (Required for all Credit Card Orders)



Mail Orders To:
 Express Ramps, LLC
 PO Box 22697
 Ft. Lauderdale, FL 33335

Fax Orders To:
 Fax - 423-373-1888
 24-Hour Fax Line
 (credit card orders only)

Free Ground shipping is included with all orders shipped within the Contiguous United States. Normal delivery time is 3-5 business days. Please contact us for shipping charges to all other locations or for faster delivery.

By signing above you authorize Express Ramps, LLC to charge your credit card for the full amount listed on your order. You understand that you are responsible to pay this amount in full or return the items for a refund in accordance with our 30-day return policy. We make every effort to ship your order as quickly as possible. You understand that your order cannot be cancelled once it has shipped and must be returned in accordance with our 30-day return policy. Your signature certifies that you have read and accept these terms as outline in our 30-day return policy.